

Seattle Public Utilities Plastic Carryout Bag Ban Survey














1. Which of the following best describes your business?

		Response Percent	Response Count
Grocery store		16.6%	28
Convenience store		7.1%	12
Department, clothing or housewares store		10.1%	17
Small retail, gifts, etc.		58.0%	98
Hardware, paint, or building supply store		1.2%	2
Other (please specify):		7.1%	12
		answered question	169
		skipped question	0






2. Is your business:

		Response Percent	Response Count
National chain or franchise		13.0%	22
Regional chain or franchise		4.7%	8
Independent		81.1%	137
Other (please specify):		1.2%	2
		answered question	169
		skipped question	0




3. How did you learn about Seattle's plastic bag ban? (Check all that apply.)

		Response Percent	Response Count
TV		24.3%	41
Radio		11.8%	20
Newspaper		27.8%	47
Letter from City		66.3%	112
In-person visit or phone call from a City representative		4.7%	8
Seattle Public Utilities meeting with businesses		4.1%	7
Another retailer		4.1%	7
Carryout bag supplier		4.7%	8
Your company's corporate or regional headquarters		9.5%	16
Trade association		3.0%	5
Other (please specify):		6.5%	11
		answered question	169
		skipped question	0




4. How did you inform your customers about the plastic bag ban? (Check all that apply.)

		Response Percent	Response Count
Printed fliers to hand out		5.9%	10
Signs at checkout counter		37.9%	64
Signs on doors or outside		13.6%	23
Did not use printed material. Clerks explained as needed.		51.5%	87
Other (please specify):		17.8%	30
		answered question	169
		skipped question	0




5. Did your store sell reusable shopping bags before the plastic bag ban took effect?

		Response Percent	Response Count
Yes		33.1%	56
No		66.3%	112
Don't know		0.6%	1
		answered question	169
		skipped question	0




6. Does your store currently sell reusable shopping bags?

		Response Percent	Response Count
Yes		35.5%	60
No		63.3%	107
Don't know		1.2%	2
answered question			169
skipped question			0








7. Does your store give customers a credit when they bring their own carryout bag(s)?

		Response Percent	Response Count
Yes		4.1%	7
No		93.5%	158
Don't know		2.4%	4
answered question			169
skipped question			0





8. How much is the credit?

		Response Percent	Response Count
5 cents or less		66.7%	4
10 cents		16.7%	1
15 cents		0.0%	0
20 cents		0.0%	0
25 cents or more		0.0%	0
Don't know		16.7%	1
Other (please specify)		0.0%	0
answered question			6
skipped question			163






9. About how many of your customers do you think bring their own reusable bags to your store?

		Response Percent	Response Count
10% or fewer		44.3%	74
11% to 20%		11.4%	19
21% to 30%		10.8%	18
31% to 50%		10.8%	18
51% to 75%		11.4%	19
more than 75%		3.6%	6
Don't know		7.8%	13
answered question			167
skipped question			2

10. Counting all the types and sizes of carryout bags you now use, would you say the total number of carryout bags you provide for customers has increased or decreased since the start of the plastic bag ban?

		Response Percent	Response Count
Increased		7.2%	12
Decreased		49.1%	82
About the same		33.5%	56
Don't know		10.2%	17
answered question			167
skipped question			2

11. What is the percentage of the increase?

		Response Percent	Response Count
10% or less		30.8%	4
11% to 20%		23.1%	3
21% to 40%		7.7%	1
41% to 60%		0.0%	0
61% to 80%		0.0%	0
81% to 100%		0.0%	0
101% to 200%		0.0%	0
More than 200%		7.7%	1
Don't know		30.8%	4
answered question			13
skipped question			156



12. About how many more bags per month does the increase amount to?

		Response Percent	Response Count
Don't know; or		81.8%	9
Check and enter your estimate here:		18.2%	2
answered question			11
skipped question			158










13. What is the percentage of the decrease?

		Response Percent	Response Count
10% or less		10.7%	9
11% to 20%		14.3%	12
21% to 40%		21.4%	18
41% to 60%		10.7%	9
61% to 80%		7.1%	6
81% to 100%		7.1%	6
Don't know		28.6%	24
answered question			84
skipped question			85





14. About how many fewer bags per month does the decrease amount to?

		Response Percent	Response Count
Don't know; or		80.5%	66
Check and enter your estimate here:		19.5%	16
		answered question	82
		skipped question	87











15. Which of these actions describe what you did or are doing now to comply with the plastic bag ban? (Check all that apply.)

		Response Percent	Response Count
Still using up inventory of lightweight, single-use plastic bags.		15.1%	25
Stopped providing customers with any kind of carryout bags.		4.8%	8
Mostly using heavy-weight (2.25 mil or thicker) plastic bags as the law allows.		7.8%	13
Stopped using lightweight plastic bags and increased use of paper bags, charging 5 cents for large recyclable paper bags as required.		32.5%	54
No action was needed. Were not using (and still do not use) any lightweight plastic or large paper bags.		17.5%	29
Using only smaller paper bags so do not need to charge customers for any bags.		24.1%	40
Did not use the kind of bags that were banned, charge 5 cents for large recyclable paper bags.		15.7%	26
Using heavy-weight (2.25 mil or thicker) plastic bags as the law allows, along with various sizes of paper bags.		12.7%	21
Other (please specify):		19.3%	32
		answered question	166
		skipped question	3








16. Has complying with the plastic bag ban increased or decreased your company's cost of providing carryout bags to customers, considering the number of bags you now give out and their total cost?

		Response Percent	Response Count
Increased		31.9%	53
Decreased		20.5%	34
About the same		31.3%	52
Don't know		16.3%	27
answered question			166
skipped question			3



17. How much have your costs for carryout bags increased?

		Response Percent	Response Count
10% or less		14.8%	8
11% to 20%		7.4%	4
21% to 40%		9.3%	5
41% to 60%		18.5%	10
61% to 80%		5.6%	3
81% to 100%		1.9%	1
101% to 150%		1.9%	1
151% to 200%		5.6%	3
More than 200%		5.6%	3
Don't know.		29.6%	16
answered question			54
skipped question			115




18. How much have your costs for carryout bags decreased?

		Response Percent	Response Count
10% or less		5.7%	2
11% to 20%		20.0%	7
21% to 40%		14.3%	5
41% to 60%		2.9%	1
61% to 80%		2.9%	1
81% to 100%		14.3%	5
Don't know		40.0%	14
answered question			35
skipped question			134







19. Not counting the 5 cent mandatory charge for large recyclable paper bags, do you charge customers for any other type of carryout bags?

		Response Percent	Response Count
Yes		18.7%	31
No		81.3%	135
answered question			166
skipped question			3











20. What kinds of bags do you charge for? (Choose all that apply.)

		Response Percent	Response Count
Various sizes of paper bags		53.1%	17
Heavy-weight plastic bags		31.3%	10
Don't know		0.0%	0
Other kinds of bags (please specify):		25.0%	8
		answered question	32
		skipped question	137

21. How much do you charge? (Please check all that apply.)

		Response Percent	Response Count
5 cents for various sizes of paper bags		48.4%	15
10 cents or more for various sizes of paper bags		9.7%	3
5 cents for heavy-weight plastic bags		3.2%	1
10 cents or more for heavy-weight plastic bags		29.0%	9
Approximately \$1 for reusable carryout bags		16.1%	5
Other (please specify)		25.8%	8
		answered question	31
		skipped question	138

22. Which, if any, of these aspects of the law were not clear to you at the time the law took effect? (Select all that apply.)

		Response Percent	Response Count
Whether or not stores could use up existing inventories of banned bags.		19.4%	32
Which paper bags need a 5 cent charge.		17.6%	29
Whether the law applied to non-profit organizations.		5.5%	9
Where to call or e-mail for answers to questions.		10.3%	17
When fines could be imposed and/or how much fines could be.		21.8%	36
What was the reason for passing the law.		7.3%	12
Whether any customers such as those on food stamps would be exempt from the 5-cent large recyclable paper bag charge.		9.1%	15
Why stores had to charge for large paper bags.		17.0%	28
None of these. I was clear on all these aspects of the law.		45.5%	75
Other (please specify):		12.1%	20
		answered question	165
		skipped question	4























23. What today are the most common challenges or problems for your store personnel relating to the bag ban law?

	Not a problem	Small problem	Medium sized problem	Big problem	Not applicable to my store	Rating Average	Response Count
New employees need extra training.	69.6% (112)	8.1% (13)	1.9% (3)	0.6% (1)	19.9% (32)	1.17	161
Customers who don't want to pay 5-cents for large recyclable paper bags.	25.5% (41)	14.3% (23)	11.2% (18)	13.7% (22)	35.4% (57)	2.20	161
Identifying customers on state of federal food assistance who are exempt from the 5-cent charge.	24.2% (39)	5.0% (8)	1.9% (3)	3.7% (6)	65.2% (105)	1.57	161
Increased Shoplifting due to bag ban.	59.6% (96)	6.8% (11)	6.2% (10)	8.1% (13)	19.3% (31)	1.54	161
Locating suppliers for the bags we need now.	64.0% (103)	12.4% (20)	3.7% (6)	5.0% (8)	14.9% (24)	1.41	161
Customers' reusable bags that store staff find unsanitary.	56.5% (91)	11.8% (19)	1.9% (3)	3.7% (6)	26.1% (42)	1.36	161
Longer checkout lines due to bag ban.	67.7% (109)	4.3% (7)	3.7% (6)	3.7% (6)	20.5% (33)	1.29	161
answered question							161
skipped question							8

24. What is the size of your store (in square feet)?

















		Response Percent	Response Count
Less than 5,000 square feet		73.6%	117
5,000 to 10,000 square feet		13.2%	21
10,000 to 15,000 square feet		5.0%	8
15,000 to 20,000 square feet		2.5%	4
20,000 to 30,000 square feet		1.9%	3
30,000 to 50,000 square feet		3.1%	5
50,000 to 100,000 square feet		0.0%	0
100,000 square feet or greater		0.6%	1
answered question			159
skipped question			10

25. What Seattle Zip Code is your store in?

		Response Percent	Response Count
98101		13.1%	21
98102		2.5%	4
98103		8.8%	14
98104		8.8%	14
98105		11.3%	18
98106		0.6%	1
98107		8.1%	13
98108		0.6%	1
98109		3.1%	5
98112		2.5%	4
98115		1.9%	3
98116		3.8%	6
98117		2.5%	4
98118		6.9%	11
98119		0.6%	1
98121		1.3%	2
98122		0.6%	1
98125		10.6%	17
98126		1.3%	2
98133		6.3%	10
98134		0.0%	0
98136		2.5%	4
98144		1.3%	2

98146		0.0%	0
98177	▮	0.6%	1
98178		0.0%	0
98199	▮	0.6%	1
answered question			160
skipped question			9

26. What neighborhood is your store in?

		Response Percent	Response Count
Aurora		3.9%	6
Ballard		9.8%	15
Beacon Hill		1.3%	2
Belltown		0.7%	1
Broadway		2.6%	4
Central Area		0.7%	1
Columbia City		1.3%	2
Crown Hill		2.0%	3
Delridge		0.0%	0
Downtown		15.7%	24
Eastlake		0.0%	0
First Hill		0.7%	1
Fremont		2.0%	3
Georgetown		0.0%	0
Greenwood		2.0%	3
Chinatown International District		2.6%	4
Lake City		8.5%	13
Lake Union		0.0%	0
Little Saigon		0.0%	0
Madison Park		2.0%	3
Magnolia		0.0%	0
Montlake		0.0%	0
Northgate		8.5%	13

Pioneer Square		3.9%	6
Queen Anne		3.3%	5
Rainier Valley		5.9%	9
Roosevelt		2.0%	3
South Downtown		0.0%	0
South Park		0.0%	0
University District		10.5%	16
Wallingford		2.6%	4
West Seattle		7.2%	11
White Center		0.7%	1
answered question			153
skipped question			16

27. Thank you for completing this survey. Please take a moment to add any further comments you have on the impact of Seattle's single-use plastic bag ban. Add your e-mail address in the comment box below -- whether you comment or not -- if you would like us to send you a summary of the results of this survey. Or, to keep your responses anonymous, you can request the survey results by sending an email to dick.lilly@seattle.gov. Again, thank you. Dick Lilly, Waste Prevention Manager Solid Waste Division (206) 615-0706 dick.lilly@seattle.gov

	Response Count
	44
answered question	44
skipped question	125