



# SEATTLE CITY COUNCIL

## Legislative Summary

CB 119050

Record No.: CB 119050

Type: Ordinance (Ord)

Status: Passed

Version: 2

Ord. no: Ord 125444

In Control: City Clerk

File Created: 07/11/2017

Final Action: 11/17/2017

**Title:** AN ORDINANCE relating to rates and charges for water services of Seattle Public Utilities; authorizing withdrawals from the Water Fund Revenue Stabilization Subfund; revising water rates and charges, and credits to low-income customers; and amending Seattle Municipal Code Sections 21.04.430, 21.04.440, and 21.76.040.

Date

**Notes:**

**Filed with City Clerk:**

**Mayor's Signature:**

**Sponsors:** Herbold

**Vetoed by Mayor:**

**Veto Overridden:**

**Veto Sustained:**

**Attachments:**

**Drafter:** bob.hennessey@seattle.gov

**Filing Requirements/Dept Action:**

**History of Legislative File**

**Legal Notice Published:**

Yes

No

Ver- sion:	Acting Body:	Date:	Action:	Sent To:	Due Date:	Return Date:	Result:
1	Mayor	07/18/2017	Mayor's leg transmitted to Council	City Clerk			
1	City Clerk	07/18/2017	sent for review	Council President's Office			
	<b>Action Text:</b> The Council Bill (CB) was sent for review. to the Council President's Office						
	<b>Notes:</b>						
1	Council President's Office	07/24/2017	sent for review	Civil Rights, Utilities, Economic Development, and Arts Committee			
	<b>Action Text:</b> The Council Bill (CB) was sent for review. to the Civil Rights, Utilities, Economic Development, and Arts Committee						
	<b>Notes:</b>						

- |   |   |            |                                    |   |      |
|---|---|------------|------------------------------------|---|------|
| 1 | Full Council  | 08/07/2017 | referred                           | Civil Rights,<br>Utilities,<br>Economic<br>Development, and<br>Arts Committee |      |
| 1 | Civil Rights, Utilities,<br>Economic Development,<br>and Arts Committee   | 08/08/2017 | discussed                          |   |      |
|   | <b>Action Text:</b> The Council Bill (CB) was discussed.  |            |                                    |   |      |
|   | <b>Notes:</b>   |            |                                    |   |      |
| 1 | Civil Rights, Utilities,<br>Economic Development,<br>and Arts Committee   | 09/12/2017 | pass                               |   | Pass |
|   | <b>Action Text:</b> The Committee recommends that Full Council pass the Council Bill (CB).  |            |                                    |   |      |
|   | <b>Notes:</b> Councilmember Johnson left the Council Chambers at 10:25 a.m.<br>In Favor: 2 Chair Herbold, Member O'Brien<br>Opposed: 0  |            |                                    |   |      |
| 1 | Full Council  | 09/25/2017 | held                               |   | Pass |
|   | <b>Action Text:</b> The Motion carried, and Council Bill 119050 was held by the following vote:<br>In Favor: 7 Councilmember Bagshaw, Councilmember González , Council<br>President Harrell, Councilmember Herbold, Councilmember Johnson,<br>Councilmember O'Brien, Councilmember Sawant<br>Opposed: 0 |            |                                    |   |      |
| 1 | Full Council  | 11/13/2017 | passed as<br>amended               |   | Pass |
|   | <b>Action Text:</b> The Motion carried, the Council Bill (CB) was passed as amended by the following vote, and the<br>President signed the Bill:  |            |                                    |   |      |
|   | <b>Notes:</b> <u>ACTION 1:</u>  |            |                                    |   |      |
|   | Motion was made by Councilmember Herbold, duly seconded and carried, to<br>amend Council Bill 119050, by substituting version 2a for version 1.   |            |                                    |   |      |
|   | <u>ACTION 2:</u>  |            |                                    |   |      |
|   | Motion was made and duly seconded to pass Council Bill 119050 as amended.   |            |                                    |   |      |
|   | In Favor: 8 Councilmember Bagshaw, Councilmember González , Council<br>President Harrell, Councilmember Harris-Talley, Councilmember<br>Herbold, Councilmember Johnson, Councilmember Juarez,<br>Councilmember O'Brien  |            |                                    |   |      |
|   | Opposed: 1 Councilmember Sawant   |            |                                    |   |      |
| 2 | City Clerk  | 11/16/2017 | submitted for<br>Mayor's signature | Mayor   |      |
| 2 | Mayor   | 11/17/2017 | Signed                             |   |      |
| 2 | Mayor   | 11/17/2017 | returned                           | City Clerk  |      |
| 2 | City Clerk  | 11/17/2017 | attested by City Clerk             |   |      |
|   | <b>Action Text:</b> The Ordinance (Ord) was attested by City Clerk.   |            |                                    |   |      |
|   | <b>Notes:</b>   |            |                                    |   |      |



# SEATTLE CITY COUNCIL

## Legislative Summary

CB 119050

---

CITY OF SEATTLE

ORDINANCE 125444

COUNCIL BILL 119050

AN ORDINANCE relating to rates and charges for water services of Seattle Public Utilities; authorizing withdrawals from the Water Fund Revenue Stabilization Subfund; revising water rates and charges, and credits to low-income customers; and amending Seattle Municipal Code Sections 21.04.430, 21.04.440, and 21.76.040.

WHEREAS, the City Council has adopted a six-year Strategic Business Plan which guides utility investments, service levels, and rate paths through 2023; and

WHEREAS, the adopted 2018-2023 Strategic Business Plan includes increases in the capital and operating requirements of the Water Fund in response to environmental and infrastructure concerns, with a resulting increase in revenue requirements; and

WHEREAS, Ordinance 121761, passed on March 28, 2005, established a minimum balance for the Water Fund Revenue Stabilization Subfund of \$9,000,000, and permits funds in excess of this amount to be used to meet operating expenses, pay Capital Improvement Program expenditures, or to comply with financial policies; and

WHEREAS, the current balance in the Water Fund Revenue Stabilization Subfund exceeds the minimum balance, and the adopted Strategic Business Plan directs that a portion of the excess funds be withdrawn to reduce the Water Fund revenue requirement and thereby reduce otherwise necessary increases in water rates; and

WHEREAS, SPU has recently completed a rate study incorporating guidance of the adopted Strategic Business Plan; and

WHEREAS, the water rates authorized by this ordinance are consistent with the general rate-making policies set forth in Resolution 30742, adopted March 28, 2005; and

1 WHEREAS, credits for qualified low-income customers should be revised when water rates  
2 change; NOW, THEREFORE,

3 **BE IT ORDAINED BY THE CITY OF SEATTLE AS FOLLOWS:**

4 Section 1. In order to lessen the increases in water rates necessary to meet the revenue  
5 requirements of the Water Fund, the General Manager/Chief Executive Officer (GM/CEO) of  
6 Seattle Public Utilities is authorized, while the rates authorized by this ordinance are in effect, to  
7 make one or more withdrawals of funds up to a cumulative maximum of \$19,000,000 from the  
8 Revenue Stabilization Subfund to Operating Cash. The GM/CEO may withdraw funds in order  
9 to meet operating expenses, pay Capital Improvement Program expenditures, or comply with the  
10 Water Fund financial policies adopted by the City Council, so long as the balance of the Revenue  
11 Stabilization Subfund never falls below \$14,700,000.

12 Section 2. Section 21.04.430 of the Seattle Municipal Code, last amended by Ordinance  
13 124765, is amended as follows:

14 **21.04.430 Rates inside The City of Seattle ((-))**

15 All water used inside the City for domestic and commercial purposes shall be supplied by meter  
16 only at the following rates and charges. Seasonal rates shall be prorated. For usage representing  
17 fractional parts of a month, the base service charge and all components of the commodity charge  
18 shall be prorated using a 30-day month. The additional cost of funding the Revenue Stabilization  
19 ~~((SubFund))~~ Subfund shall be specifically indicated in the billings. Seattle Public Utilities shall  
20 continue to incorporate arts funding into its capital projects constructed within the municipal  
21 boundaries of the City at the one percent level; ~~((-))~~ however, the department shall not be  
22 permitted to fund any such program from the Water Fund on any capital project outside the City  
23 limits.

A. Residential. The rates for metered water supplied to single-family and duplex residences within the City in one month, or fractional part thereof, shall be based on a commodity charge and a base service charge, in accordance with the following schedules:

**Schedule WIR.** Schedule WIR is for all single-family and duplex residences within the City except those billed on Schedule WIRM.

**Commodity Charge ((Per)) per 100 Cubic Feet**

	<u>((Effective January 1, 2014</u>	<u>Effective January 1, 2016))</u>	<u>Effective January 1, 2017</u>	<u>Effective January 1, 2018</u>	<u>Effective January 1, 2019</u>	<u>Effective January 1, 2020</u>
Summer (May 16th—September 15th)						
First 500 cubic feet per residence	<del>(((\$5.13</del>	<del>\$5.20))</del>	\$5.29	<del>(((\$5.40</del> <u>\$5.33</u>	<del>\$5.53</del> <u>\$5.41</u>	<del>\$5.68))</del> <u>\$5.55</u>
Next 1,300 cubic feet per residence	<del>(((\$6.34</del>	<del>\$6.43))</del>	\$6.54	<del>(((\$6.68</del> <u>\$6.59</u>	<del>\$6.82</del> <u>\$6.69</u>	<del>\$7.01))</del> <u>\$6.86</u>
All over 1,800 cubic feet per residence	<del>(((\$11.80</del>	<del>\$11.80))</del>	\$11.80	<u>\$11.80</u>	<u>\$11.80</u>	<u>\$11.80</u>
Winter (September 16th—May 15th)						
All usage	<del>(((\$4.99</del>	<del>\$5.06))</del>	\$5.15	<del>(((\$5.25</del> <u>\$5.20</u>	<del>\$5.37</del> <u>\$5.27</u>	<del>\$5.53))</del> <u>\$5.40</u>

**Base Service Charge ((Per)) per Month**

<b>Meter Size</b>	<u>((Effective January 1, 2014</u>	<u>Effective January 1, 2016))</u>	<u>Effective January 1, 2017</u>	<u>Effective January 1, 2018</u>	<u>Effective January 1, 2019</u>	<u>Effective January 1, 2020</u>
3/4 inch and less	<del>(((\$13.75</del>	<del>\$14.15))</del>	\$15.15	<del>(((\$16.25</del> <u>\$16.10</u>	<del>\$17.55</del> <u>\$17.15</u>	<del>\$18.90))</del> <u>\$18.45</u>
1 inch	<del>(((\$14.20</del>	<del>\$14.60))</del>	\$15.60	<del>(((\$16.75</del> <u>\$16.60</u>	<del>\$18.10</del> <u>\$17.70</u>	<del>\$19.50))</del> <u>\$19.00</u>
1 1/2 inch	<del>(((\$21.85</del>	<del>\$22.50))</del>	\$24.10	<del>(((\$25.85</del> <u>\$25.60</u>	<del>\$27.90</del> <u>\$27.25</u>	<del>\$30.05))</del> <u>\$29.35</u>
2 inch	<del>(((\$24.20</del>	<del>\$24.90))</del>	\$26.65	<del>(((\$28.60</del> <u>\$28.35</u>	<del>\$30.90</del> <u>\$30.20</u>	<del>\$33.30))</del> <u>\$32.50</u>
3 inch	<del>(((\$89.65</del>	<del>\$92.25))</del>	\$98.80	<del>(((\$105.95</del> <u>\$104.95</u>	<del>\$114.45</del> <u>\$111.80</u>	<del>\$123.25))</del> <u>\$120.30</u>
4 inch and larger	<del>(((\$128.45</del>	<del>\$132.15))</del>	\$141.50	<del>(((\$151.80</del> <u>\$150.40</u>	<del>\$163.90</del> <u>\$160.20</u>	<del>\$176.55))</del> <u>\$172.35</u>

1 **Schedule WIRM.** Schedule WIRM is for single-family and duplex residences within the City in  
 2 which one or more persons require medical life support equipment which uses mechanical or  
 3 artificial means to sustain, restore or supplant a vital function, and which uses a disproportionate  
 4 amount of water.

5 **Commodity Charge ((Per)) per 100 Cubic Feet**

	<u>((Effective January 1, 2014</u>	<u>Effective January 1, 2016))</u>	<u>Effective January 1, 2017</u>	<u>Effective January 1, 2018</u>	<u>Effective January 1, 2019</u>	<u>Effective January 1, 2020</u>
Summer (May 16th—September 15th)						
First 500 cubic feet per residence	<del>(((\$5.13</del>	<del>\$5.20))</del>	\$5.29	<del>(((\$5.40</del> <u>\$5.33</u>	<del>\$5.53</del> <u>\$5.41</u>	<del>\$5.68))</del> <u>\$5.55</u>
All over 500 cubic feet per residence	<del>(((\$6.34</del>	<del>\$6.43))</del>	\$6.54	<del>(((\$6.68</del> <u>\$6.59</u>	<del>\$6.82</del> <u>\$6.69</u>	<del>\$7.01))</del> <u>\$6.86</u>
Winter (September 16th—May 15th)						
All usage	<del>(((\$4.99</del>	<del>\$5.06))</del>	\$5.15	<del>(((\$5.25</del> <u>\$5.20</u>	<del>\$5.37</del> <u>\$5.27</u>	<del>\$5.53))</del> <u>\$5.40</u>

6 **Base Service Charge Per Month**

<b>Meter Size</b>	<u>((Effective January 1, 2014</u>	<u>Effective January 1, 2016))</u>	<u>Effective January 1, 2017</u>	<u>Effective January 1, 2018</u>	<u>Effective January 1, 2019</u>	<u>Effective January 1, 2020</u>
3/4 inch and less	<del>(((\$13.75</del>	<del>\$14.15))</del>	\$15.15	<del>(((\$16.25</del> <u>\$16.10</u>	<del>\$17.55</del> <u>\$17.15</u>	<del>\$18.90))</del> <u>\$18.45</u>
1 inch	<del>(((\$14.20</del>	<del>\$14.60))</del>	\$15.60	<del>(((\$16.75</del> <u>\$16.60</u>	<del>\$18.10</del> <u>\$17.70</u>	<del>\$19.50))</del> <u>\$19.00</u>
1 1/2 inch	<del>(((\$21.85</del>	<del>\$22.50))</del>	\$24.10	<del>(((\$25.85</del> <u>\$25.60</u>	<del>\$27.90</del> <u>\$27.25</u>	<del>\$30.05))</del> <u>\$29.35</u>
2 inch	<del>(((\$24.20</del>	<del>\$24.90))</del>	\$26.65	<del>(((\$28.60</del> <u>\$28.35</u>	<del>\$30.90</del> <u>\$30.20</u>	<del>\$33.30))</del> <u>\$32.50</u>
3 inch	<del>(((\$89.65</del>	<del>\$92.25))</del>	\$98.80	<del>(((\$105.95</del> <u>\$104.95</u>	<del>\$114.45</del> <u>\$111.80</u>	<del>\$123.25))</del> <u>\$120.30</u>
4 inch and larger	<del>(((\$128.45</del>	<del>\$132.15))</del>	\$141.50	<del>(((\$151.80</del> <u>\$150.40</u>	<del>\$163.90</del> <u>\$160.20</u>	<del>\$176.55))</del> <u>\$172.35</u>

7 1. Master Metered Residential Development: Multiple Parcels. The rates for  
 8 residential developments with master meters of 1 1/2 inches or larger, which operate and

1 maintain their own distribution systems on private property and which use water primarily to  
 2 serve single-family, detached residences on at least two separate legal parcels, shall be based on  
 3 a commodity charge and a base service charge, in accordance with the following schedule:

4 **Commodity Charge ((Per)) per 100 Cubic Feet**

	<u>((Effective January 1, 2014</u>	<u>Effective January 1, 2016))</u>	<u>Effective January 1, 2017</u>	<u>Effective January 1, 2018</u>	<u>Effective January 1, 2019</u>	<u>Effective January 1, 2020</u>
Summer (May 16th—September 15th)						
First 500 cubic feet per residence	<del>(((\$5.13</del>	<del>\$5.20))</del>	\$5.29	<del>(((\$5.40</del> <u>\$5.33</u>	<del>\$5.53</del> <u>\$5.41</u>	<del>\$5.68))</del> <u>\$5.55</u>
Next 1,300 cubic feet per residence	<del>(((\$6.34</del>	<del>\$6.43))</del>	\$6.54	<del>(((\$6.68</del> <u>\$6.59</u>	<del>\$6.82</del> <u>\$6.69</u>	<del>\$7.01))</del> <u>\$6.86</u>
All over 1,800 cubic feet per residence	<del>(((\$11.80</del>	<del>\$11.80))</del>	\$11.80	<u>\$11.80</u>	<u>\$11.80</u>	<u>\$11.80</u>
Winter (September 16th—May 15th)						
All usage	<del>(((\$4.99</del>	<del>\$5.06))</del>	\$5.15	<del>(((\$5.25</del> <u>\$5.20</u>	<del>\$5.37</del> <u>\$5.27</u>	<del>\$5.53))</del> <u>\$5.40</u>

5 **Base Service Charge Per Month**

<b>Meter Size</b>	<u>((Effective January 1, 2014</u>	<u>Effective January 1, 2016))</u>	<u>Effective January 1, 2017</u>	<u>Effective January 1, 2018</u>	<u>Effective January 1, 2019</u>	<u>Effective January 1, 2020</u>
1 1/2 inch	<del>(((\$21.85</del>	<del>\$22.50))</del>	\$24.10	<del>(((\$25.85</del> <u>\$25.60</u>	<del>\$27.90</del> <u>\$27.25</u>	<del>\$30.05))</del> <u>\$29.35</u>
2 inch	<del>(((\$24.20</del>	<del>\$24.90))</del>	\$26.65	<del>(((\$28.60</del> <u>\$28.35</u>	<del>\$30.90</del> <u>\$30.20</u>	<del>\$33.30))</del> <u>\$32.50</u>
3 inch	<del>(((\$89.65</del>	<del>\$92.25))</del>	\$98.80	<del>(((\$105.95</del> <u>\$104.95</u>	<del>\$114.45</del> <u>\$111.80</u>	<del>\$123.25))</del> <u>\$120.30</u>
4 inch	<del>(((\$128.45</del>	<del>\$132.15))</del>	\$141.50	<del>(((\$151.80</del> <u>\$150.40</u>	<del>\$163.90</del> <u>\$160.20</u>	<del>\$176.55))</del> <u>\$172.35</u>
6 inch	<del>(((\$158.05</del>	<del>\$162.65))</del>	\$174.10	<del>(((\$186.75</del> <u>\$185.05</u>	<del>\$201.70</del> <u>\$197.10</u>	<del>\$217.00))</del> <u>\$212.00</u>
8 inch	<del>(((\$199.00</del>	<del>\$199.00))</del>	\$205.00	<del>(((\$220.00</del> <u>\$218.00</u>	<del>\$237.00</del> <u>\$232.00</u>	<del>\$256.00))</del> <u>\$250.00</u>
10 inch	<del>(((\$297.00</del>	<del>\$297.00))</del>	\$297.00	<u>\$297.00</u>	<u>\$297.00</u>	<del>(((\$313.00))</del> <u>\$305.00</u>
12 inch	<del>(((\$402.00</del>	<del>\$402.00))</del>	\$402.00	<u>\$402.00</u>	<u>\$402.00</u>	<del>(((\$422.00))</del> <u>\$412.00</u>

<b>Meter Size</b>	<b><u>(Effective</u></b> <b><u>January</u></b> <b><u>1, 2014</u></b>	<b><u>Effective</u></b> <b><u>January 1,</u></b> <b><u>2016))</u></b>	<b><u>Effective</u></b> <b><u>January 1,</u></b> <b><u>2017</u></b>	<b><u>Effective</u></b> <b><u>January 1,</u></b> <b><u>2018</u></b>	<b><u>Effective</u></b> <b><u>January 1,</u></b> <b><u>2019</u></b>	<b><u>Effective</u></b> <b><u>January 1,</u></b> <b><u>2020</u></b>
16 inch	<del>(\$477.00</del>	<del>\$477.00))</del>	\$477.00	\$477.00	\$477.00	\$477.00
20 inch	<del>(\$614.00</del>	<del>\$614.00))</del>	\$614.00	\$614.00	\$614.00	\$614.00
24 inch	<del>(\$771.00</del>	<del>\$771.00))</del>	\$771.00	\$771.00	\$771.00	\$771.00

1

1 B. General Service. The rates for metered water supplied to houseboats and premises  
 2 other than single-family, duplex residences, and master-metered residential developments within  
 3 the City in one month, or fractional part thereof, shall be based on a commodity charge and a  
 4 base service charge in accordance with the following schedule:

5 **Commodity Charge ((Per)) per 100 Cubic Feet**

	<b><u>Effective</u></b> <b><u>January 1,</u></b> <b><u>2014</u></b>	<b><u>Effective</u></b> <b><u>January 1,</u></b> <b><u>2016</u></b>	<b><u>Effective</u></b> <b><u>January 1,</u></b> <b><u>2017</u></b>	<b><u>Effective</u></b> <b><u>January 1,</u></b> <b><u>2018</u></b>	<b><u>Effective</u></b> <b><u>January 1,</u></b> <b><u>2019</u></b>	<b><u>Effective</u></b> <b><u>January 1,</u></b> <b><u>2020</u></b>
<b>Summer (May 16th—September 15th)</b>						
All usage	<del>(\$6.34</del>	\$6.43)	\$6.54	<del>(\$6.68</del> \$6.59	<del>\$6.82</del> \$6.69	<del>\$7.01</del> \$6.86
<b>Winter (September 16th—May 15th)</b>						
All usage	<del>(\$4.99</del>	\$5.06)	\$5.15	<del>(\$5.25</del> \$5.20	<del>\$5.37</del> \$5.27	<del>\$5.53</del> \$5.40

6 **Base Service Charge ((Per)) per Month**

<b>Meter Size</b>	<b><u>Effective</u></b> <b><u>January 1,</u></b> <b><u>2014</u></b>	<b><u>Effective</u></b> <b><u>January 1,</u></b> <b><u>2016</u></b>	<b><u>Effective</u></b> <b><u>January 1,</u></b> <b><u>2017</u></b>	<b><u>Effective</u></b> <b><u>January 1,</u></b> <b><u>2018</u></b>	<b><u>Effective</u></b> <b><u>January 1,</u></b> <b><u>2019</u></b>	<b><u>Effective</u></b> <b><u>January 1,</u></b> <b><u>2020</u></b>
3/4 inch and less	<del>(\$13.75</del>	\$14.15)	\$15.15	<del>(\$16.25</del> \$16.10	\$17.55 \$17.15	<del>\$18.90</del> \$18.45
1 inch	<del>(\$14.20</del>	\$14.60)	\$15.60	<del>(\$16.75</del> \$16.60	\$18.10 \$17.70	<del>\$19.50</del> \$19.00
1 1/2 inch	<del>(\$21.85</del>	\$22.50)	\$24.10	<del>(\$25.85</del> \$25.60	\$27.90 \$27.25	<del>\$30.05</del> \$29.35
2 inch	<del>(\$24.20</del>	\$24.90)	\$26.65	<del>(\$28.60</del> \$28.35	\$30.90 \$30.20	<del>\$33.30</del> \$32.50
3 inch	<del>(\$89.65</del>	\$92.25)	\$98.80	<del>(\$105.95</del> \$104.95	\$114.45 \$111.80	<del>\$123.25</del> \$120.30
4 inch	<del>(\$128.45</del>	\$132.15)	\$141.50	<del>(\$151.80</del> \$150.40	\$163.90 \$160.20	<del>\$176.55</del> \$172.35
6 inch	<del>(\$158.05</del>	\$162.65)	\$174.10	<del>(\$186.75</del> \$185.05	\$201.70 \$197.10	<del>\$217.00</del> \$212.00
8 inch	<del>(\$199.00</del>	\$199.00)	\$205.00	<del>(\$220.00</del> \$218.00	<del>\$237.00</del> \$232.00	<del>\$256.00</del> \$250.00
10 inch	<del>(\$297.00</del>	\$297.00)	\$297.00	\$297.00	\$297.00	<del>(\$313.00)</del> \$305.00

<b>Meter Size</b>	<b><u>((Effective January 1, 2014</u></b>	<b><u>Effective January 1, 2016))</u></b>	<b><u>Effective January 1, 2017</u></b>	<b><u>Effective January 1, 2018</u></b>	<b><u>Effective January 1, 2019</u></b>	<b><u>Effective January 1, 2020</u></b>
12 inch	<del>(((\$402.00</del>	<del>\$402.00))</del>	\$402.00	\$402.00	\$402.00	<del>(((\$422.00))</del> \$412.00
16 inch	<del>(((\$477.00</del>	<del>\$477.00))</del>	\$477.00	\$477.00	\$477.00	\$477.00
20 inch	<del>(((\$614.00</del>	<del>\$614.00))</del>	\$614.00	\$614.00	\$614.00	\$614.00
24 inch	<del>(((\$771.00</del>	<del>\$771.00))</del>	\$771.00	\$771.00	\$771.00	\$771.00

C. Fire Service

1. Fire Hydrants. The rates for fire hydrants, including test water and water used to extinguish fires, shall be deemed service charges and shall be for any one year, or fractional part thereof, as follows:

<b>Hydrant Type</b>	<b><u>((Effective January 1, 2014</u></b>	<b><u>Effective January 1, 2016))</u></b>	<b><u>Effective January 1, 2017</u></b>	<b><u>Effective January 1, 2018</u></b>	<b><u>Effective January 1, 2019</u></b>	<b><u>Effective January 1, 2020</u></b>
Hydrants on 4 inch or smaller mains	<del>(((\$230.48</del>	<del>\$197.67))</del>	\$202.43	<del>(((\$307.71</del> \$304.52	<del>\$316.86</del> \$310.68	<del>\$328.63))</del> \$321.20
Hydrants on 6 inch or larger mains	<del>(((\$480.16</del>	<del>\$480.16))</del>	\$491.53	<del>(((\$554.24</del> \$548.49	<del>\$570.73</del> \$559.59	<del>\$591.92))</del> \$578.53

2. Metered ~~((Fire Services))~~ fire services. The rates for metered water services supplied for fire protection purposes exclusively, including a monthly allowance for test water and water used to extinguish fires, shall be deemed service charges and shall be for any one month, or fractional part thereof, as follows:

**Service Charge ~~((Per))~~ per Month**

<b>Service Size</b>	<b><u>((Effective November 1, 2009</u></b>	<b><u>Effective January 1, 2016))</u></b>	<b><u>Effective January 1, 2017</u></b>	<b><u>Effective January 1, 2018</u></b>	<b><u>Effective January 1, 2019</u></b>	<b><u>Effective January 1, 2020</u></b>
2 inch and less	<del>(((\$15.40</del>	<del>\$16.00))</del>	\$16.25	\$16.25	\$17.25	\$17.75
3 inch	<del>(((\$20.00</del>	<del>\$21.00))</del>	\$21.00	\$21.00	\$22.00	\$23.00
4 inch	<del>(((\$37.00</del>	<del>\$38.00))</del>	\$39.00	\$39.00	\$41.00	\$43.00
6 inch	<del>(((\$63.00</del>	<del>\$65.00))</del>	\$66.00	\$66.00	\$71.00	\$73.00
8 inch	<del>(((\$100.00</del>	<del>\$104.00))</del>	\$105.00	\$105.00	\$112.00	\$115.00

<b>Service Size</b>	<b><u>(Effective November 1, 2009</u></b>	<b><u>Effective January 1, 2016)</u></b>	<b><u>Effective January 1, 2017</u></b>	<b><u>Effective January 1, 2018</u></b>	<b><u>Effective January 1, 2019</u></b>	<b><u>Effective January 1, 2020</u></b>
10 inch	(\$144.00	\$150.00))	\$152.00	\$152.00	\$161.00	\$166.00
12 inch	(\$210.00	\$218.00))	\$222.00	\$222.00	\$235.00	\$242.00

1 For each 100 cubic feet of water consumption in excess of the monthly allowance described  
 2 below, the charge shall be an additional \$20.00.

<b>Size of Service</b>	<b>Monthly Allowance</b>
2 inch and less	100 cubic feet
3 inch	500 cubic feet
4 inch	500 cubic feet
6 inch	500 cubic feet
8 inch	1,000 cubic feet
10 inch	1,000 cubic feet
12 inch	1,000 cubic feet

3 Section 3. Section 21.04.440 of the Seattle Municipal Code, last amended by Ordinance  
 4 124765, is amended as follows:

5 **21.04.440 Rates outside The City of Seattle ((-))**

6 Except as otherwise provided in this ((chapter)) Chapter 21.04, the rates and charges for water  
 7 supplied to customers located outside The City of Seattle shall be as specified in this ((section))  
 8 Section 21.04.440. Seasonal rates shall be prorated. For usage representing fractional parts of a  
 9 month, the base service charge and all components of the commodity charge shall be prorated  
 10 using a 30-day month.

11 A. Residential. The rates for metered water supplied to single-family and duplex  
 12 residences except for those located in the ((City)) cities of Shoreline and ((the City of)) Lake  
 13 Forest Park and those served under the terms of a wholesale contract, in one month, or fractional  
 14 part thereof, shall be based on a commodity charge and a base service charge, in accordance with  
 15 the following schedules:

1 **Schedule WOR.** Schedule WOR is for all single-family and duplex residences except those  
 2 billed on Schedule WORM.

3 **Commodity Charge ((Per)) per 100 Cubic Feet**

	<u>((Effective January 1, 2014</u>	<u>Effective January 1, 2016))</u>	<u>Effective January 1, 2017</u>	<u>Effective January 1, 2018</u>	<u>Effective January 1, 2019</u>	<u>Effective January 1, 2020</u>
Summer (May 16th—September 15th)						
First 500 cubic feet per residence	<del>((</del> \$5.85	\$5.93))	\$6.03	<del>((</del> \$6.16 \$6.08	\$6.30 \$6.17	<del>\$6.48))</del> \$6.33
Next 1,300 cubic feet per residence	<del>((</del> \$7.23	\$7.33))	\$7.46	<del>((</del> \$7.62 \$7.51	\$7.77 \$7.63	<del>\$7.99))</del> \$7.82
All over 1,800 cubic feet per residence	<del>((</del> \$13.45	\$13.45))	\$13.45	\$13.45	\$13.45	\$13.45
Winter (September 16th—May 15th)						
All usage	<del>((</del> \$5.69	\$5.77))	\$5.87	<del>((</del> \$5.99 \$5.93	\$6.12 \$6.01	<del>\$6.30))</del> \$6.16

4 **Base Service Charge ((Per)) per Month**

<b>Meter Size</b>	<u>((Effective January 1, 2014</u>	<u>Effective January 1, 2016))</u>	<u>Effective January 1, 2017</u>	<u>Effective January 1, 2018</u>	<u>Effective January 1, 2019</u>	<u>Effective January 1, 2020</u>
3/4 inch and less	<del>((</del> \$15.70	\$16.15))	\$17.25	<del>((</del> \$18.55 \$18.35	\$20.00 \$19.55	<del>\$21.55))</del> \$21.05
1 inch	<del>((</del> \$16.20	\$16.65))	\$17.80	<del>((</del> \$19.10 \$18.90	\$20.65 \$20.20	<del>\$22.25))</del> \$21.65
1 1/2 inch	<del>((</del> \$24.90	\$25.65))	\$27.45	<del>((</del> \$29.45 \$29.20	\$31.80 \$31.05	<del>\$34.25))</del> \$33.45
2 inch	<del>((</del> \$27.60	\$28.40))	\$30.40	<del>((</del> \$32.60 \$32.30	\$35.25 \$34.45	<del>\$37.95))</del> \$37.05
3 inch	<del>((</del> \$102.20	\$105.15))	\$112.65	<del>((</del> \$120.80 \$119.65	\$130.45 \$127.45	<del>\$140.50))</del> \$137.15
4 inch and larger	<del>((</del> \$146.45	\$150.65))	\$161.30	<del>((</del> \$173.05 \$171.45	\$186.85 \$182.65	<del>\$201.25))</del> \$196.50

5 **Schedule WORM.** Schedule WORM is for single-family and duplex residences in which one or  
 6 more persons require medical life support equipment which uses mechanical or artificial means

1 to sustain, restore, or supplant a vital function, and which uses a disproportionate amount of  
 2 water.

3 **Commodity Charge ((Per)) per 100 Cubic Feet**

	<u>Effective</u> <u>January 1,</u> <u>2014</u>	<u>Effective</u> <u>January 1,</u> <u>2016</u>	<u>Effective</u> <u>January 1,</u> <u>2017</u>	<u>Effective</u> <u>January 1,</u> <u>2018</u>	<u>Effective</u> <u>January 1,</u> <u>2019</u>	<u>Effective</u> <u>January 1,</u> <u>2020</u>
Summer (May 16th—September 15th)						
First 500 cubic feet per residence	<del>(\$5.85</del>	\$5.93)	\$6.03	<del>(\$6.16</del> \$6.08	<del>\$6.30</del> \$6.17	<del>\$6.48</del> \$6.33
All over 500 cubic feet per residence	<del>(\$7.23</del>	\$7.33)	\$7.46	<del>(\$7.62</del> \$7.51	<del>\$7.77</del> \$7.63	<del>\$7.99</del> \$7.82
Winter (September 16th—May 15th)						
All usage	<del>(\$5.69</del>	\$5.77)	\$5.87	<del>(\$5.99</del> \$5.93	<del>\$6.12</del> \$6.01	<del>\$6.30</del> \$6.16

4 **Base Service Charge ((Per)) per Month**

<b>Meter Size</b>	<u>Effective</u> <u>January 1,</u> <u>2014</u>	<u>Effective</u> <u>January 1,</u> <u>2016</u>	<u>Effective</u> <u>January 1,</u> <u>2017</u>	<u>Effective</u> <u>January 1,</u> <u>2018</u>	<u>Effective</u> <u>January 1,</u> <u>2019</u>	<u>Effective</u> <u>January 1,</u> <u>2020</u>
3/4 inch and less	<del>(\$15.70</del>	\$16.15)	\$17.25	<del>(\$18.55</del> \$18.35	\$20.00 \$19.55	<del>\$21.55</del> \$21.05
1 inch	<del>(\$16.20</del>	\$16.65)	\$17.80	<del>(\$19.10</del> \$18.90	\$20.65 \$20.20	<del>\$22.25</del> \$21.65
1 1/2 inch	<del>(\$24.90</del>	\$25.65)	\$27.45	<del>(\$29.45</del> \$29.20	\$31.80 \$31.05	<del>\$34.25</del> \$33.45
2 inch	<del>(\$27.60</del>	\$28.40)	\$30.40	<del>(\$32.60</del> \$32.30	\$35.25 \$34.45	<del>\$37.95</del> \$37.05
3 inch	<del>(\$102.20</del>	\$105.15)	\$112.65	<del>(\$120.80</del> \$119.65	\$130.45 \$127.45	<del>\$140.50</del> \$137.15
4 inch and larger	<del>(\$146.45</del>	\$150.65)	\$161.30	<del>(\$173.05</del> \$171.45	\$186.85 \$182.65	<del>\$201.25</del> \$196.50

5 1. Master ((Metered Residential Developments)) metered residential  
 6 developments. The rates for residential developments with master meters of 1 1/2 inches or  
 7 larger, which operate and maintain their own distribution systems on private property and which  
 8 use water primarily to serve single-family, detached residences on at least two separate legal

1 parcels, shall be based on a commodity charge and a base service charge, in accordance with the  
 2 following schedule:

3 **Commodity Charge ((Per)) per 100 Cubic Feet**

	<u><b>Effective January 1, 2014</b></u>	<u><b>Effective January 1, 2016</b></u>	<u><b>Effective January 1, 2017</b></u>	<u><b>Effective January 1, 2018</b></u>	<u><b>Effective January 1, 2019</b></u>	<u><b>Effective January 1, 2020</b></u>
Summer (May 16th—September 15th)						
First 500 cubic feet per residence	<del>(\$5.85)</del>	\$5.93	\$6.03	<del>(\$6.16)</del> \$6.08	<del>\$6.30</del> \$6.17	<del>\$6.48</del> \$6.33
Next 1,300 cubic feet per residence	<del>(\$7.23)</del>	\$7.33	\$7.46	<del>(\$7.62)</del> \$7.51	<del>\$7.77</del> \$7.63	<del>\$7.99</del> \$7.82
All over 1,800 cubic feet per residence	<del>(\$13.45)</del>	\$13.45	\$13.45	\$13.45	\$13.45	\$13.45
Winter (September 16th—May 15th)						
All usage	<del>(\$5.69)</del>	\$5.77	\$5.87	<del>(\$5.99)</del> \$5.93	<del>\$6.12</del> \$6.01	<del>\$6.30</del> \$6.16

4 **Base Service Charge ((Per)) per Month**

<b>Meter Size</b>	<u><b>Effective January 1, 2014</b></u>	<u><b>Effective January 1, 2016</b></u>	<u><b>Effective January 1, 2017</b></u>	<u><b>Effective January 1, 2018</b></u>	<u><b>Effective January 1, 2019</b></u>	<u><b>Effective January 1, 2020</b></u>
1 1/2 inch	<del>(\$24.90)</del>	\$25.65	\$27.45	<del>(\$29.45)</del> \$29.20	\$31.80 \$31.05	<del>\$34.25</del> \$33.45
2 inch	<del>(\$27.60)</del>	\$28.40	\$30.40	<del>(\$32.60)</del> \$32.30	\$35.25 \$34.45	<del>\$37.95</del> \$37.05
3 inch	<del>(\$102.20)</del>	\$105.15	\$112.65	<del>(\$120.80)</del> \$119.65	\$130.45 \$127.45	<del>\$140.50</del> \$137.15
4 inch	<del>(\$146.45)</del>	\$150.65	\$161.30	<del>(\$173.05)</del> \$171.45	\$186.85 \$182.65	<del>\$201.25</del> \$196.50
6 inch	<del>(\$180.20)</del>	\$185.40	\$198.45	<del>(\$212.90)</del> \$210.95	\$229.95 \$224.70	<del>\$247.00</del> \$242.00
8 inch	<del>(\$227.00)</del>	\$227.00	\$234.00	<del>(\$251.00)</del> \$249.00	\$270.00 \$264.00	<del>\$292.00</del> \$285.00
10 inch	<del>(\$339.00)</del>	\$339.00	\$339.00	\$339.00	\$339.00	<del>(\$357.00)</del> \$348.00
12 inch	<del>(\$458.00)</del>	\$458.00	\$458.00	\$458.00	\$458.00	<del>(\$481.00)</del> \$470.00
16 inch	<del>(\$544.00)</del>	\$544.00	\$544.00	\$544.00	\$544.00	\$544.00

Meter Size	<del>((Effective January 1, 2014</del>	<del>Effective January 1, 2016))</del>	Effective January 1, 2017	<u>Effective January 1, 2018</u>	<u>Effective January 1, 2019</u>	<u>Effective January 1, 2020</u>
20 inch	<del>((</del> \$700.00	<del>)</del> \$700.00))	\$700.00	\$700.00	\$700.00	\$700.00
24 inch	<del>((</del> \$879.00	<del>)</del> \$879.00))	\$879.00	\$879.00	\$879.00	\$879.00

1 B. General ~~((Service))~~ service. The rates for metered water supplied to premises  
 2 other than single-family, duplex residences, and master-metered residential developments  
 3 (except for those located in the ~~((City))~~ cities of Shoreline and ~~((the City of))~~ Lake Forest Park  
 4 and those served under the terms of a wholesale contract) in one month, or fractional part  
 5 thereof, shall be based on a commodity charge, and a base service charge in accordance with the  
 6 following schedule:

7 **Commodity Charge ~~((Per))~~ per 100 Cubic Feet**

	<del>((Effective January 1, 2014</del>	<del>Effective January 1, 2016))</del>	Effective January 1, 2017	<u>Effective January 1, 2018</u>	<u>Effective January 1, 2019</u>	<u>Effective January 1, 2020</u>
Summer (May 16th—September 15th)						
All usage	<del>((</del> \$7.23	<del>)</del> \$7.33))	\$7.46	<del>((</del> \$7.62	\$7.77	\$7.99))
				<u>\$7.51</u>	<u>\$7.63</u>	<u>\$7.82</u>
Winter (September 16th—May 15th)						
All usage	<del>((</del> \$5.69	<del>)</del> \$5.77))	\$5.87	<del>((</del> \$5.99	\$6.12	\$6.30))
				<u>\$5.93</u>	<u>\$6.01</u>	<u>\$6.16</u>

8 **Base Service Charge ~~((Per))~~ per Month**

Meter Size	<del>((Effective January 1, 2014</del>	<del>Effective January 1, 2016))</del>	Effective January 1, 2017	<u>Effective January 1, 2018</u>	<u>Effective January 1, 2019</u>	<u>Effective January 1, 2020</u>
3/4 inch and less	<del>((</del> \$15.70	<del>)</del> \$16.15))	\$17.25	<del>((</del> \$18.55	\$20.00	\$21.55))
				<u>\$18.35</u>	<u>\$19.55</u>	<u>\$21.05</u>
1 inch	<del>((</del> \$16.20	<del>)</del> \$16.65))	\$17.80	<del>((</del> \$19.10	\$20.65	\$22.25))
				<u>\$18.90</u>	<u>\$20.20</u>	<u>\$21.65</u>
1 1/2 inch	<del>((</del> \$24.90	<del>)</del> \$25.65))	\$27.45	<del>((</del> \$29.45	\$31.80	\$34.25))
				<u>\$29.20</u>	<u>\$31.05</u>	<u>\$33.45</u>
2 inch	<del>((</del> \$27.60	<del>)</del> \$28.40))	\$30.40	<del>((</del> \$32.60	\$35.25	\$37.95))
				<u>\$32.30</u>	<u>\$34.45</u>	<u>\$37.05</u>

Meter Size	<del>(Effective January 1, 2014</del>	<del>Effective January 1, 2016)</del>	Effective January 1, 2017	<del>Effective January 1, 2018</del>	<del>Effective January 1, 2019</del>	<del>Effective January 1, 2020</del>
3 inch	<del>((</del> \$102.20	<del>\$105.15))</del>	\$112.65	<del>((</del> \$120.80	<del>\$130.45</del>	<del>\$140.50))</del>
				<u>\$119.65</u>	<u>\$127.45</u>	<u>\$137.15</u>
4 inch	<del>((</del> \$146.45	<del>\$150.65))</del>	\$161.30	<del>((</del> \$173.05	<del>\$186.85</del>	<del>\$201.25))</del>
				<u>\$171.45</u>	<u>\$182.65</u>	<u>\$196.50</u>
6 inch	<del>((</del> \$180.20	<del>\$185.40))</del>	\$198.45	<del>((</del> \$212.90	<del>\$229.95</del>	<del>\$247.00))</del>
				<u>\$210.95</u>	<u>\$224.70</u>	<u>\$242.00</u>
8 inch	<del>((</del> \$227.00	<del>\$227.00))</del>	\$234.00	<del>((</del> \$251.00	<del>\$270.00</del>	<del>\$292.00))</del>
				<u>\$249.00</u>	<u>\$264.00</u>	<u>\$285.00</u>
10 inch	<del>((</del> \$339.00	<del>\$339.00))</del>	\$339.00	<u>\$339.00</u>	<u>\$339.00</u>	<del>((</del> \$357.00))
						<u>\$348.00</u>
12 inch	<del>((</del> \$458.00	<del>\$458.00))</del>	\$458.00	<u>\$458.00</u>	<u>\$458.00</u>	<del>((</del> \$481.00))
						<u>\$470.00</u>
16 inch	<del>((</del> \$544.00	<del>\$544.00))</del>	\$544.00	<u>\$544.00</u>	<u>\$544.00</u>	<u>\$544.00</u>
20 inch	<del>((</del> \$700.00	<del>\$700.00))</del>	\$700.00	<u>\$700.00</u>	<u>\$700.00</u>	<u>\$700.00</u>
24 inch	<del>((</del> \$879.00	<del>\$879.00))</del>	\$879.00	<u>\$879.00</u>	<u>\$879.00</u>	<u>\$879.00</u>

C. Fire ~~((Service))~~ service

1. Fire ~~((Hydrants))~~ hydrants. Except for as provided in subsection

21.04.440.D, the rates for fire hydrants, including test water and water used to extinguish fires, shall be deemed service charges and shall be for any one year, or fractional part thereof, as follows:

Hydrant Type	<del>(Effective January 1, 2014</del>	<del>Effective January 1, 2016)</del>	Effective January 1, 2017	<del>Effective January 1, 2018</del>	<del>Effective January 1, 2019</del>	<del>Effective January 1, 2020</del>
Hydrants on 4 inch or smaller mains	<del>((</del> \$230.48	<del>\$197.67))</del>	\$202.43	<del>((</del> \$307.71	<del>\$316.86</del>	<del>\$328.63))</del>
				<u>\$304.52</u>	<u>\$310.68</u>	<u>\$321.20</u>
Hydrants on 6 inch or larger mains	<del>((</del> \$480.16	<del>\$480.16))</del>	\$491.53	<del>((</del> \$554.24	<del>\$570.73</del>	<del>\$591.92))</del>
				<u>\$548.49</u>	<u>\$559.59</u>	<u>\$578.53</u>

2. Metered ~~((Fire Services))~~ fire services. The rates for metered water

services supplied for fire protection purposes exclusively, including a monthly allowance for test

1 water and water used to extinguish fires, shall be deemed service charges and shall be for any  
 2 one month, or fractional part thereof, as follows:

3 **Service Charge ((Per)) per Month**

<b>Service Size</b>	<b><del>Effective</del> November 1, 2009</b>	<b><del>Effective</del> January 1, 2016)</b>	<b>Effective January 1, 2017</b>	<b><u>Effective</u> January 1, 2018</b>	<b><u>Effective</u> January 1, 2019</b>	<b><u>Effective</u> January 1, 2020</b>
2 inch and less	<del>(\$18.00</del>	<del>\$18.00)</del>	\$19.00	<u>\$19.00</u>	<u>\$20.00</u>	<u>\$20.00</u>
3 inch	<del>(\$23.00</del>	<del>\$24.00)</del>	\$24.00	<u>\$24.00</u>	<u>\$25.00</u>	<u>\$26.00</u>
4 inch	<del>(\$42.00</del>	<del>\$43.00)</del>	\$44.00	<u>\$44.00</u>	<u>\$47.00</u>	<u>\$49.00</u>
6 inch	<del>(\$72.00</del>	<del>\$74.00)</del>	\$75.00	<u>\$75.00</u>	<u>\$81.00</u>	<u>\$83.00</u>
8 inch	<del>(\$114.00</del>	<del>\$119.00)</del>	\$120.00	<u>\$120.00</u>	<u>\$128.00</u>	<u>\$131.00</u>
10 inch	<del>(\$164.00</del>	<del>\$171.00)</del>	\$173.00	<u>\$173.00</u>	<u>\$184.00</u>	<u>\$189.00</u>
12 inch	<del>(\$239.00</del>	<del>\$249.00)</del>	\$253.00	<u>\$253.00</u>	<u>\$268.00</u>	<u>\$276.00</u>

4 For each 100 cubic feet of water consumption in excess of the monthly allowance described  
 5 below, the charge shall be an additional \$22.80.

<b>Service Size</b>	<b>Monthly Allowance</b>
2 inch and less	100 cubic feet
3 inch	500 cubic feet
4 inch	500 cubic feet
6 inch	500 cubic feet
8 inch	1,000 cubic feet
10 inch	1,000 cubic feet
12 inch	1,000 cubic feet

6 D. Rates (~~Inside the City~~) inside the cities of Shoreline and (~~the City of~~) Lake  
 7 Forest Park. Rates and charges in this subsection 21.04.440.D apply to retail customers of Seattle  
 8 Public Utilities located within the (~~City~~) cities of Shoreline and (~~the City of~~) Lake Forest Park  
 9 who are not served under the terms of a wholesale contract. Seasonal rates shall be prorated. For  
 10 usage representing fractional parts of a month, the base service charge and all components of the  
 11 commodity charge shall be prorated using a 30-day month. Except as otherwise provided in this  
 12 chapter, the rates and charges for water supplied shall be as follows:

1 1. ((City of)) Shoreline and ((the City of)) Lake Forest Park ((Residential))  
 2 residential. Except for Shoreline and ((the City of)) Lake Forest Park master metered residential  
 3 developments, the rates for metered water supplied to single-family and duplex residences in one  
 4 month, or fractional part thereof, shall be based on a commodity charge and a base service  
 5 charge, in accordance with the following schedules:

6 Schedules ((WAR)) WARSL and Schedule WARLF. Schedules ((WAR is)) WARSL and  
 7 WARLF are for all single-family and duplex residences except those billed on Schedules  
 8 ((WARM)) WARMSL and WARMLF.

9 **Commodity Charge ((Per)) per 100 Cubic Feet**

	<u>Effective</u> <u>January 1,</u> <u>2014</u>	<u>Effective</u> <u>January 1,</u> <u>2016</u>	<u>Effective</u> <u>January 1,</u> <u>2017</u>	<u>Effective</u> <u>January 1,</u> <u>2018</u>	<u>Effective</u> <u>January 1,</u> <u>2019</u>	<u>Effective</u> <u>January 1,</u> <u>2020</u>
Summer (May 16th—September 15th)						
First 500 cubic feet per residence	<del>(\$6.22</del>	<del>\$6.31</del> )	\$6.42	<del>(\$6.55</del> <u>\$6.46</u>	<del>\$6.71</del> <u>\$6.56</u>	<del>\$6.89</del> <u>\$6.73</u>
Next 1,300 cubic feet per residence	<del>(\$7.69</del>	<del>\$7.80</del> )	\$7.93	<del>(\$8.10</del> <u>\$7.99</u>	<del>\$8.27</del> <u>\$8.11</u>	<del>\$8.50</del> <u>\$8.32</u>
All over 1,800 cubic feet per residence	<del>(\$14.31</del>	<del>\$14.31</del> )	\$14.31	<u>\$14.31</u>	<u>\$14.31</u>	<u>\$14.31</u>
Winter (September 16th—May 15th)						
All usage	<del>(\$6.05</del>	<del>\$6.14</del> )	\$6.25	<del>(\$6.37</del> <u>\$6.31</u>	<del>\$6.51</del> <u>\$6.39</u>	<del>\$6.71</del> <u>\$6.55</u>

10 **Base Service Charge ((Per)) per Month**

<b>Meter Size</b>	<u>Effective</u> <u>January 1,</u> <u>2014</u>	<u>Effective</u> <u>January 1,</u> <u>2016</u>	<u>Effective</u> <u>January 1,</u> <u>2017</u>	<u>Effective</u> <u>January 1,</u> <u>2018</u>	<u>Effective</u> <u>January 1,</u> <u>2019</u>	<u>Effective</u> <u>January 1,</u> <u>2020</u>
3/4 inch and less	<del>(\$16.70</del>	<del>\$17.15</del> )	\$18.35	<del>(\$19.70</del> <u>\$19.55</u>	<del>\$21.30</del> <u>\$20.80</u>	<del>\$22.90</del> <u>\$22.40</u>
1 inch	<del>(\$17.20</del>	<del>\$17.70</del> )	\$18.90	<del>(\$20.30</del> <u>\$20.15</u>	<del>\$21.95</del> <u>\$21.45</u>	<del>\$23.65</del> <u>\$23.05</u>
1 1/2 inch	<del>(\$26.50</del>	<del>\$27.30</del> )	\$29.25	<del>(\$31.35</del> <u>\$31.05</u>	<del>\$33.85</del> <u>\$33.05</u>	<del>\$36.45</del> <u>\$35.60</u>

Meter Size	<del>(Effective January 1, 2014</del>	<del>Effective January 1, 2016)</del>	Effective January 1, 2017	<u>Effective January 1, 2018</u>	<u>Effective January 1, 2019</u>	<u>Effective January 1, 2020</u>
2 inch	<del>((</del> \$29.35	<del>)</del> \$30.20))	\$32.30	<del>((</del> \$34.70	<del>)</del> \$37.45	<u>\$39.40</u>
				<u>\$34.40</u>	<u>\$36.65</u>	<u>\$40.40</u>
3 inch	<del>((</del> \$108.70	<del>)</del> \$111.90))	\$119.80	<del>((</del> \$128.50	<del>)</del> \$138.80	<u>\$145.90</u>
				<u>\$127.30</u>	<u>\$135.60</u>	<u>\$149.45</u>
4 inch and larger	<del>((</del> \$155.80	<del>)</del> \$160.25))	\$171.60	<del>((</del> \$184.10	<del>)</del> \$198.75	<u>\$209.00</u>
				<u>\$182.40</u>	<u>\$194.30</u>	<u>\$214.10</u>

1 **Schedules ((WARM)) WARMSL and WARMLF.** Schedules ((WARM is)) WARMSL and  
 2 WARMLF are for single-family and duplex residences in which one or more persons require  
 3 medical life support equipment ((which)) that uses mechanical or artificial means to sustain,  
 4 restore, or supplant a vital function, and which uses a disproportionate amount of water.

5 **Commodity Charge ((Per)) per 100 Cubic Feet**

	<del>(Effective January 1, 2014</del>	<del>Effective January 1, 2016)</del>	Effective January 1, 2017	<u>Effective January 1, 2018</u>	<u>Effective January 1, 2019</u>	<u>Effective January 1, 2020</u>
Summer (May 16th—September 15th)						
First 500 cubic feet per residence	<del>((</del> \$6.22	<del>)</del> \$6.31))	\$6.42	<del>((</del> \$6.55	<del>)</del> \$6.71	<u>\$6.73</u>
				<u>\$6.46</u>	<u>\$6.56</u>	<u>\$6.89</u>
All over 500 cubic feet per residence	<del>((</del> \$7.69	<del>)</del> \$7.80))	\$7.93	<del>((</del> \$8.10	<del>)</del> \$8.27	<u>\$8.32</u>
				<u>\$7.99</u>	<u>\$8.11</u>	<u>\$8.50</u>
Winter (September 16th—May 15th)						
All usage	<del>((</del> \$6.05	<del>)</del> \$6.14))	\$6.25	<del>((</del> \$6.37	<del>)</del> \$6.51	<u>\$6.55</u>
				<u>\$6.31</u>	<u>\$6.39</u>	<u>\$6.71</u>

6 **Base Service Charge ((Per)) per Month**

Meter Size	<del>(Effective January 1, 2014</del>	<del>Effective January 1, 2016)</del>	Effective January 1, 2017	<u>Effective January 1, 2018</u>	<u>Effective January 1, 2019</u>	<u>Effective January 1, 2020</u>
3/4 inch and less	<del>((</del> \$16.70	<del>)</del> \$17.15))	\$18.35	<del>((</del> \$19.70	<del>)</del> \$21.30	<u>\$22.40</u>
				<u>\$19.55</u>	<u>\$20.80</u>	<u>\$22.90</u>
1 inch	<del>((</del> \$17.20	<del>)</del> \$17.70))	\$18.90	<del>((</del> \$20.30	<del>)</del> \$21.95	<u>\$23.05</u>
				<u>\$20.15</u>	<u>\$21.45</u>	<u>\$23.65</u>
1 1/2 inch	<del>((</del> \$26.50	<del>)</del> \$27.30))	\$29.25	<del>((</del> \$31.35	<del>)</del> \$33.85	<u>\$35.60</u>
				<u>\$31.05</u>	<u>\$33.05</u>	<u>\$36.45</u>

Meter Size	<del>Effective</del> January 1, 2014	<del>Effective</del> January 1, 2016))	Effective January 1, 2017	<del>Effective</del> January 1, 2018	<del>Effective</del> January 1, 2019	<del>Effective</del> January 1, 2020
2 inch	<del>(\$29.35</del>	<del>\$30.20))</del>	\$32.30	<del>(\$34.70</del> \$34.40	<del>\$37.45</del> \$36.65	<del>\$40.40))</del> \$39.40
3 inch	<del>(\$108.70</del>	<del>\$111.90))</del>	\$119.80	<del>(\$128.50</del> \$127.30	<del>\$138.80</del> \$135.60	<del>\$149.45))</del> \$145.90
4 inch and larger	<del>(\$155.80</del>	<del>\$160.25))</del>	\$171.60	<del>(\$184.10</del> \$182.40	<del>\$198.75</del> \$194.30	<del>\$214.10))</del> \$209.00

1                   2.       ((City of)) Shoreline and ((City of)) Lake Forest Park ((Master Metered  
 2 Residential Developments)) master metered residential developments

3                   a.       The rates for residential developments with master meters of 1 1/2  
 4 inches or larger, which operate and maintain their own distribution systems on private property,  
 5 which use water primarily to serve single-family, detached residences on at least two separate  
 6 legal parcels, and which do not pay Public Utility Taxes under Chapter 82.16 RCW directly to  
 7 the State of Washington, shall be based on a commodity charge and a base service charge, in  
 8 accordance with the following schedule:

9 **Commodity Charge ((Per)) per 100 Cubic Feet**

	<del>Effective</del> January 1, 2014	<del>Effective</del> January 1, 2016))	Effective January 1, 2017	<del>Effective</del> January 1, 2018	<del>Effective</del> January 1, 2019	<del>Effective</del> January 1, 2020
<b>Summer (May 16th—September 15th)</b>						
First 500 cubic feet per residence	<del>(\$6.22</del>	<del>\$6.31))</del>	\$6.42	<del>(\$6.55</del> \$6.46	<del>\$6.71</del> \$6.56	<del>\$6.89))</del> \$6.73
Next 1,300 cubic feet per residence	<del>(\$7.69</del>	<del>\$7.80))</del>	\$7.93	<del>(\$8.10</del> \$7.99	<del>\$8.27</del> \$8.11	<del>\$8.50))</del> \$8.32
All over 1,800 cubic feet per residence	<del>(\$14.31</del>	<del>\$14.31))</del>	\$14.31	\$14.31	\$14.31	\$14.31
<b>Winter (September 16th—May 15th)</b>						
All usage	<del>(\$6.05</del>	<del>\$6.14))</del>	\$6.25	<del>(\$6.37</del> \$6.31	<del>\$6.51</del> \$6.39	<del>\$6.71))</del> \$6.55

1 **Base Service Charge ((Per) per Month**

Meter Size	<u>(Effective January 1, 2014</u>	<u>Effective January 1, 2016))</u>	<u>Effective January 1, 2017</u>	<u>Effective January 1, 2018</u>	<u>Effective January 1, 2019</u>	<u>Effective January 1, 2020</u>
1 1/2 inch	(((\$26.50	\$27.30))	\$29.25	(((\$31.35 \$31.05	\$33.85 \$33.05	\$36.45) \$35.60
2 inch	(((\$29.35	\$30.20))	\$32.30	(((\$34.70 \$34.40	\$37.45 \$36.65	\$40.40) \$39.40
3 inch	(((\$108.70	\$111.90))	\$119.80	(((\$128.50 \$127.30	\$138.80 \$135.60	\$149.45) \$145.90
4 inch	(((\$155.80	\$160.25))	\$171.60	(((\$184.10 \$182.40	\$198.75 \$194.30	\$214.10) \$209.00
6 inch	(((\$191.70	\$197.25))	\$211.15	(((\$226.50 \$224.40	\$244.60 \$239.05	\$263.00) \$257.00
8 inch	(((\$241.00	\$241.00))	\$249.00	(((\$267.00 \$264.00	\$287.00 \$281.00	\$310.00) \$303.00
10 inch	(((\$360.00	\$360.00))	\$360.00	\$360.00	\$360.00	(((\$380.00) \$370.00
12 inch	(((\$488.00	\$488.00))	\$488.00	\$488.00	\$488.00	(((\$512.00) \$500.00
16 inch	(((\$579.00	\$579.00))	\$579.00	\$579.00	\$579.00	\$579.00
20 inch	(((\$745.00	\$745.00))	\$745.00	\$745.00	\$745.00	\$745.00
24 inch	(((\$935.00	\$935.00))	\$935.00	\$935.00	\$935.00	\$935.00

2 b. The rates for residential developments with master meters of 1 1/2  
 3 inches or larger, which operate and maintain their own distribution systems on private property,  
 4 which use water primarily to serve single-family, detached residences on at least two separate  
 5 legal parcels, and which do pay Public Utility Taxes under Chapter 82.16 RCW directly to the  
 6 State of Washington, shall be based on a commodity charge and a base service charge, in  
 7 accordance with the following schedule:

8 **Commodity Charge ((Per) per 100 Cubic Feet**

	<u>(Effective January 1, 2014</u>	<u>Effective January 1, 2016))</u>	<u>Effective January 1, 2017</u>	<u>Effective January 1, 2018</u>	<u>Effective January 1, 2019</u>	<u>Effective January 1, 2020</u>
Summer (May 16th—September 15th)						

	<u><del>Effective</del></u> <u>January 1,</u> <u>2014</u>	<u>Effective</u> <u>January 1,</u> <u>2016</u>	<u>Effective</u> <u>January 1,</u> <u>2017</u>	<u>Effective</u> <u>January 1,</u> <u>2018</u>	<u>Effective</u> <u>January 1,</u> <u>2019</u>	<u>Effective</u> <u>January 1,</u> <u>2020</u>
First 500 cubic feet per residence	<del>(\$5.82)</del>	\$5.91	\$6.01	<del>(\$6.13)</del> \$6.05	\$6.28 \$6.14	<del>(\$6.45)</del> \$6.30
Next 1,300 cubic feet per residence	<del>(\$7.20)</del>	\$7.30	\$7.42	<del>(\$7.58)</del> \$7.48	\$7.74 \$7.59	<del>(\$7.96)</del> \$7.79
All over 1,800 cubic feet per residence	<del>(\$13.39)</del>	\$13.39	\$13.39	\$13.39	\$13.39	\$13.39
Winter (September 16th—May 15th)						
All usage	<del>(\$5.66)</del>	\$5.75	\$5.85	<del>(\$5.96)</del> \$5.91	\$6.09 \$5.98	<del>(\$6.28)</del> \$6.13

1 **Base Service Charge ((Per)) per Month**

<b>Meter Size</b>	<u><del>Effective</del></u> <u>January 1,</u> <u>2014</u>	<u>Effective</u> <u>January 1,</u> <u>2016</u>	<u>Effective</u> <u>January 1,</u> <u>2017</u>	<u>Effective</u> <u>January 1,</u> <u>2018</u>	<u>Effective</u> <u>January 1,</u> <u>2019</u>	<u>Effective</u> <u>January 1,</u> <u>2020</u>
1 1/2 inch	<del>(\$24.80)</del>	\$25.55	\$27.40	<del>(\$29.35)</del> \$29.05	\$31.70 \$30.95	<del>(\$34.10)</del> \$33.30
2 inch	<del>(\$27.45)</del>	\$28.25	\$30.25	<del>(\$32.50)</del> \$32.20	\$35.05 \$34.30	<del>(\$37.80)</del> \$36.85
3 inch	<del>(\$101.75)</del>	\$104.75	\$112.10	<del>(\$120.25)</del> \$119.15	\$129.90 \$126.90	<del>(\$139.85)</del> \$136.55
4 inch	<del>(\$145.80)</del>	\$150.00	\$160.60	<del>(\$172.30)</del> \$170.70	\$186.00 \$181.85	<del>(\$200.40)</del> \$195.60
6 inch	<del>(\$179.40)</del>	\$184.60	\$197.60	<del>(\$212.00)</del> \$210.00	\$228.90 \$224.00	<del>(\$246.00)</del> \$241.00
8 inch	<del>(\$225.55)</del>	\$225.55	\$233.05	<del>(\$250.00)</del> \$247.00	\$269.00 \$263.00	<del>(\$290.00)</del> \$284.00
10 inch	<del>(\$336.90)</del>	\$336.90	\$336.90	\$337.00	\$337.00	<del>(\$356.00)</del> \$346.00
12 inch	<del>(\$456.70)</del>	\$456.70	\$456.70	\$457.00	\$457.00	<del>(\$479.00)</del> \$468.00
16 inch	<del>(\$541.90)</del>	\$541.90	\$541.90	\$542.00	\$542.00	\$542.00
20 inch	<del>(\$697.25)</del>	\$697.25	\$697.25	\$697.00	\$697.00	\$697.00
24 inch	<del>(\$875.05)</del>	\$875.05	\$875.05	\$875.00	\$875.00	\$875.00

2 3. ((City of)) Shoreline and ((the City of)) Lake Forest Park ((General  
 3 Service)) general service. The rates for metered water supplied to premises other than single-

1 family, duplex residences, and master-metered residential developments within the ((City)) city  
 2 of Shoreline in one month, or fractional part thereof, shall be based on a commodity charge, and  
 3 a base service charge in accordance with the following schedule:

4 **Commodity Charge ((Per)) per 100 Cubic Feet**

	<b>((Effective January 1, 2014</b>	<b>Effective January 1, 2016))</b>	<b>Effective January 1, 2017</b>	<b><u>Effective January 1, 2018</u></b>	<b><u>Effective January 1, 2019</u></b>	<b><u>Effective January 1, 2020</u></b>
Summer (May 16th—September 15th)						
All usage	(((\$7.69	\$7.80))	\$7.93	(((\$8.10 \$7.99	\$8.27 \$8.11	\$8.50)) \$8.32
Winter (September 16th—May 15th)						
All usage	(((\$6.05	\$6.14))	\$6.25	(((\$6.37 \$6.31	\$6.51 \$6.39	\$6.71)) \$6.55

5 **Base Service Charge ((Per)) per Month**

<b>Meter Size</b>	<b>((Effective January 1, 2014</b>	<b>Effective January 1, 2016))</b>	<b>Effective January 1, 2017</b>	<b><u>Effective January 1, 2018</u></b>	<b><u>Effective January 1, 2019</u></b>	<b><u>Effective January 1, 2020</u></b>
3/4 inch and less	(((\$16.70	\$17.15))	\$18.35	(((\$19.70 \$19.55	\$21.30 \$20.80	\$22.90)) \$22.40
1 inch	(((\$17.20	\$17.70))	\$18.90	(((\$20.30 \$20.15	\$21.95 \$21.45	\$23.65)) \$23.05
1 1/2 inch	(((\$26.50	\$27.30))	\$29.25	(((\$31.35 \$31.05	\$33.85 \$33.05	\$36.45)) \$35.60
2 inch	(((\$29.35	\$30.20))	\$32.30	(((\$34.70 \$34.40	\$37.45 \$36.65	\$40.40)) \$39.40
3 inch	(((\$108.70	\$111.90))	\$119.80	(((\$128.50 \$127.30	\$138.80 \$135.60	\$149.45)) \$145.90
4 inch	(((\$155.80	\$160.25))	\$171.60	(((\$184.10 \$182.40	\$198.75 \$194.30	\$214.10)) \$209.00
6 inch	(((\$191.70	\$197.25))	\$211.15	(((\$226.50 \$224.40	\$244.60 \$239.05	\$263.00)) \$257.00
8 inch	(((\$241.00	\$241.00))	\$249.00	(((\$267.00 \$264.00	\$287.00 \$281.00	\$310.00)) \$303.00
10 inch	(((\$360.00	\$360.00))	\$360.00	\$360.00	\$360.00	(((\$380.00)) \$370.00
12 inch	(((\$488.00	\$488.00))	\$488.00	\$488.00	\$488.00	(((\$512.00)) \$500.00

<b>Meter Size</b>	<b><u>Effective</u> January 1, 2014</b>	<b><u>Effective</u> January 1, 2016</b>	<b><u>Effective</u> January 1, 2017</b>	<b><u>Effective</u> January 1, 2018</b>	<b><u>Effective</u> January 1, 2019</b>	<b><u>Effective</u> January 1, 2020</b>
16 inch	(\$579.00	\$579.00))	\$579.00	\$579.00	\$579.00	\$579.00
20 inch	(\$745.00	\$745.00))	\$745.00	\$745.00	\$745.00	\$745.00
24 inch	(\$935.00	\$935.00))	\$935.00	\$935.00	\$935.00	\$935.00

1                   4.       ((City of)) Shoreline and ((the City of)) Lake Forest Park ((Fire Service  
 2 Metered Fire Services)) metered fire services. The rates for metered water services supplied for  
 3 fire protection purposes exclusively, including a monthly allowance for test water and water used  
 4 to extinguish fires, shall be deemed service charges and shall be for any one month, or fractional  
 5 part thereof, as follows:

6 **Service Charge ((Per)) per Month**

<b>Service Size</b>	<b><u>Effective</u> November 1, 2009</b>	<b><u>Effective</u> January 1, 2016</b>	<b><u>Effective</u> January 1, 2017</b>	<b><u>Effective</u> January 1, 2018</b>	<b><u>Effective</u> January 1, 2019</b>	<b><u>Effective</u> January 1, 2020</b>
2 inch and less	(\$19.00	\$19.00))	\$20.00	\$20.00	\$21.00	\$22.00
3 inch	(\$24.00	\$25.00))	\$25.00	\$25.00	\$27.00	\$28.00
4 inch	(\$45.00	\$46.00))	\$47.00	\$47.00	\$50.00	\$52.00
6 inch	(\$76.00	\$79.00))	\$80.00	\$80.00	\$86.00	\$89.00
8 inch	(\$121.00	\$126.00))	\$127.00	\$127.00	\$136.00	\$139.00
10 inch	(\$175.00	\$182.00))	\$184.00	\$184.00	\$195.00	\$201.00
12 inch	(\$255.00	\$264.00))	\$269.00	\$269.00	\$285.00	\$293.00

7 For each 100 cubic feet of water consumption in excess of the monthly allowance described  
 8 below, the charge shall be an additional \$24.30.

<b>Service Size</b>	<b>Monthly Allowance</b>
2 inch and less	100 cubic feet
3 inch	500 cubic feet
4 inch	500 cubic feet
6 inch	500 cubic feet
8 inch	1,000 cubic feet
10 inch	1,000 cubic feet

Service Size	Monthly Allowance
12 inch	1,000 cubic feet

\* \* \*

Section 4. Subsection 21.76.040.A.3 of the Seattle Municipal Code, last amended by Ordinance 125262, is amended as follows:

**21.76.040 Rate discounts**

A. Drainage, wastewater, and water. Certified low-income residential utility customers (“Certified customers”) will receive rate discounts (or credits) in the following amounts:

\* \* \*

3. Water. Certified customers billed directly for Seattle Public Utilities water services shall receive a rate discount equal to 0.5 times the total current commodity and base service charges. Certified customers who pay for water services indirectly through their rent shall receive the following rate credits based on dwelling type and consistent with Section 21.76.050:

Effective ((Date)) date	Single-family and duplex dwellings	Multifamily dwellings
((January 1, 2016))	(((\$19.84 per month))	(((\$12.38 per month))
January 1, 2017	\$20.56 per month	\$12.38 per month
January 1, 2018	(( <del>\$21.37</del> ) <u>\$21.15</u>	<u>\$12.38</u>
January 1, 2019	(( <del>\$22.33</del> ) <u>\$21.86</u>	(( <del>\$12.39</del> ) <u>\$12.38</u>
January 1, 2020	(( <del>\$23.40</del> ) <u>\$22.85</u>	(( <del>\$12.78</del> ) <u>\$12.50</u>

Section 5. Prior ordinances of the City setting rates and charges for water services of Seattle Public Utilities shall continue in effect with respect to obligations incurred for water services rendered before the effective date of this ordinance, unless and until such prior ordinances expire of their own terms or are superseded.


1 Section 6. This ordinance shall take effect and be in force 30 days after its approval by  
2 the Mayor, but if not approved and returned by the Mayor within ten days after presentation, it  
3 shall take effect as provided by Seattle Municipal Code Section 1.04.020.

4 Passed by the City Council the 13<sup>th</sup> day of November, 2017,  
5 and signed by me in open session in authentication of its passage this 13<sup>th</sup> day of  
6 November, 2017.

7   
\_\_\_\_\_


8 President \_\_\_\_\_ of the City Council

9 Approved by me this 17<sup>th</sup> day of November, 2017.

10   
\_\_\_\_\_

11 Tim Burgess, Mayor

12 Filed by me this 17<sup>th</sup> day of NOVEMBER, 2017.

13   
\_\_\_\_\_

14 Monica Martinez Simmons, City Clerk

15 (Seal)

---

STATE OF WASHINGTON -- KING COUNTY

--SS.

---

356307

No.

CITY OF SEATTLE, CLERKS OFFICE

**Affidavit of Publication**

The undersigned, on oath states that he is an authorized representative of The Daily Journal of Commerce, a daily newspaper, which newspaper is a legal newspaper of general circulation and it is now and has been for more than six months prior to the date of publication hereinafter referred to, published in the English language continuously as a daily newspaper in Seattle, King County, Washington, and it is now and during all of said time was printed in an office maintained at the aforesaid place of publication of this newspaper. The Daily Journal of Commerce was on the 12<sup>th</sup> day of June, 1941, approved as a legal newspaper by the Superior Court of King County.


The notice in the exact form annexed, was published in regular issues of The Daily Journal of Commerce, which was regularly distributed to its subscribers during the below stated period. The annexed notice, a

CT:125440-445 TITLE ONLY


was published on

12/06/17


The amount of the fee charged for the foregoing publication is the sum of \$120.38 which amount has been paid in full.



Affidavit of Publication

  
Subscribed and sworn to before me on

12/06/2017

  
Notary public for the State of Washington,  
residing in Seattle

# State of Washington, King County

## City of Seattle

The full text of the following legislation, passed by the City Council on November 13, 2017, and published below by title only, will be mailed upon request, or can be accessed at <http://seattle.legistar.com>. For information on upcoming meetings of the Seattle City Council, please visit <http://www.seattle.gov/council/calendar>.

Ordinance 125440

Council Bill 119133

AN ORDINANCE appropriating money to pay certain audited claims and ordering the payment thereof.

Ordinance 125441

Council Bill 119126

AN ORDINANCE relating to City employment; authorizing the execution of a collective bargaining agreement between The City of Seattle and the Seattle Police Management Association to be effective January 1, 2014 through December 31, 2019; amending Ordinance 125207, which adopted the 2017 Budget, by increasing appropriations to the Seattle Police Department for providing the 2014, 2015, 2016, and 2017 payments therefor; and ratifying and confirming certain prior acts; all by a 3/4 vote of the City Council.

Ordinance 125442

Council Bill 119083

AN ORDINANCE relating to imposing a tax on engaging in the business of being a short-term rental operator; adding a new Chapter 5.54, Short-Term Rental Tax, to the Seattle Municipal Code; and amending Sections 5.30.010, 5.30.060, 5.55.010, 5.55.040, 5.55.060, 5.55.150, 5.55.165, 5.55.220, and 5.55.230 of the Seattle Municipal Code.

Ordinance 125443

Council Bill 119075

AN ORDINANCE relating to wastewater and drainage services of Seattle Public Utilities; adjusting wastewater and drainage rates; amending Sections 21.28.040 and 21.33.030 of the Seattle Municipal Code to reflect the adjusted rates; and amending Section 21.76.040 of the Seattle Municipal Code to adjust credits to low-income wastewater and drainage customers.

Ordinance 125444

Council Bill 119050

AN ORDINANCE relating to rates and charges for water services of Seattle Public Utilities; authorizing withdrawals from the Water Fund Revenue Stabilization Subfund; revising water rates and charges, and credits to low-income customers; and amending Seattle Municipal Code Sections 21.04.430, 21.04.440, and 21.76.040.

Ordinance 125445

Council Bill 119051

AN ORDINANCE relating to water services of Seattle Public Utilities; revising water rates and charges for service to wholesale customers; and amending Seattle Municipal Code Section 21.04.440 in connection therewith.

Date of publication in the Seattle Daily Journal of Commerce, December 6, 2017.

12/6(356307)